



# Derivative Insights

13.04.2026



# GEOJIT

PEOPLE YOU PROSPER WITH

## Option OI Spectrum - Indices

## Upcoming Expiry

MONTHLY	NIFTY		BANK NIFTY		SENSEX	
	Calls	Puts	Calls	Puts	Calls	Puts
H'st OI Chg	24300	24000	58200	56000	78500	78500
H'st OI	24000	23000	58000	58000	80000	77000
H'st Vol	24000	24000	56000	55000	80000	77500

WEEKLY	NIFTY		SENSEX	
	Calls	Puts	Calls	Puts
H'st OI Chg	24500	23000	77400	77400
H'st OI	25000	23000	80000	77000
H'st Vol	24000	24000	77500	77000

NIFTY Weekly	13.04.2026
SENSEX Weekly	16.04.2026
BANK NIFTY Monthly	28.04.2026
NIFTY Monthly	28.04.2026
SENSEX Monthly	30.04.2026

## Stock Futures in Focus

Future*	Pr Close	Pr % Chg	OI % Chg	Comments
BHARATFORG	1803.60	3.17	-2.33	Short Covering
KPITTECH	718.55	-0.05	-1.71	Long Unwinding

### Comments:

Nifty weekly contract has the highest open interest at 25000 CE and 23000 PE while monthly contracts have the highest open interest at 24000 CE and 23000 PE. The highest OI addition was seen at 24500 CE and 23000 PE in weekly and at 24300 CE and 24000 PE in monthly contracts. Fills increased their future index long holdings by 3.07%, decreased future index shorts by 6.22% and in index options, 12.19% increase in Call longs, 9.18% increase in Call short, 1.41% increase in Put longs and 15.35% increase in Put shorts.

## Index F&O

	NIFTY		BANK NIFTY		SENSEX	
	Last	Chg	Last	Chg	Last	Chg
Near Future	24110	246	56106	1046	77800	735
Discount	59	-30	193	-45	250	-184
Straddle*	755	-101	2012	-296	1393	-341

## FII Activity in Index F&O

	Fut longs	Fut shorts	CE Longs	CE Shorts	PE Longs	PE Shorts
OI % Change	3.07	-6.22	12.19	9.18	1.41	15.35
Open Interest	81432	287659	517932	873651	696530	540390

\* Upcoming Expiry

## Stock Options

### Upmoves Nearing Resistance

Ticker Symbol	CMP	Call strike
BAJAJHLNG	9997.5	10000
NESTLEIND	1249.3	1250
BHARATFORG	1798.8	1800
LAURUSLABS	1098.35	1100
TATAPOWER	399.35	400

These stocks have shown uptrend, but await break of key resistance as indicated by the strike with the highest CE OI.

### Consolidation Underway

Ticker Symbol	CMP	CE Strike	PE Strike	% Range
INOXWIND	86.88	90	65	28.78
PPLPHARMA	145.98	190	150	27.40
NAM-INDIA	955.3	1000	740	27.22
BOSCHLTD	37330	40000	30000	26.79
DABUR	435.7	480	370	25.25

These stocks are undergoing consolidation, unable to break beyond previous congestion points, as indicated by the CE and PE strikes with the highest OI. Given the distance between the key CE and PE strikes, upmoves/downmoves may take time to gain momentum.

### Upside Breakout Underway

Ticker Symbol	CMP	Call strike
OBEROIRLTY	1671.7	1360
LODHA	826.6	720
MOTILALOPS	778.55	680
KALYANKJIL	449.15	400
BANDHANBNK	168.07	150

These stocks have shown uptrend, and have just broken above resistance as indicated by the strike with the highest CE OI.

### Downmoves Nearing Support

Ticker Symbol	CMP	Put strike
NTPC	380.15	380
SUPREMEIND	3802.4	3800
CANBK	140.15	140
CDSL	1303.4	1300
GMRAIRPORT	95.25	95

Downtrend may have started for these stocks, but await break of support as indicated by the strike with the highest PE OI.

### Narrow Range

Ticker Symbol	CMP	CE Strike	PE Strike	% Range
GRASIM	2742.6	2620	2600	0.73
DELHIVERY	470.15	470	460	2.13
COALINDIA	434.1	460	450	2.30
TATASTEEL	206.61	195	200	2.42
ABCAPITAL	341.9	330	320	2.92

These stocks are undergoing consolidation, in a narrow trading range as indicated by the strikes with the highest CE and PE OI. Potential candidates for buying straddles/strangles in anticipation of breakout.

### Downside Breakout Underway

Ticker Symbol	CMP	Put strike
IREDA	123.72	146
UNITDSPR	1268.2	1400
LTF	278.42	300
HINDZINC	564.55	600
ADANIENIT	2086.9	2200

These stocks have shown downtrend, and have just broken below support as indicated by the strike with the highest PE OI, pointing to more downsides.

## Stock Futures

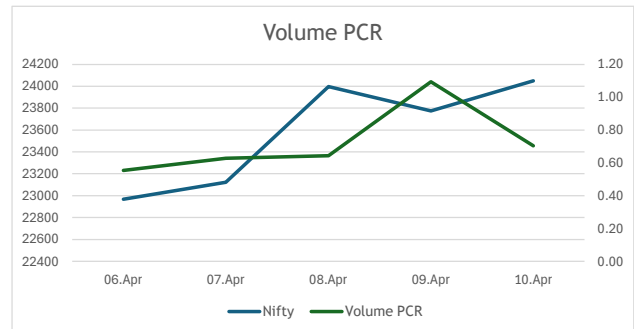
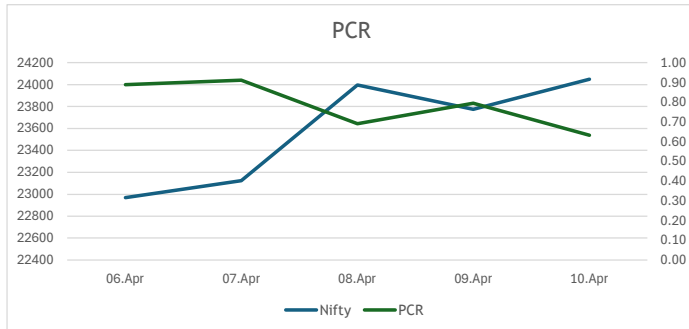
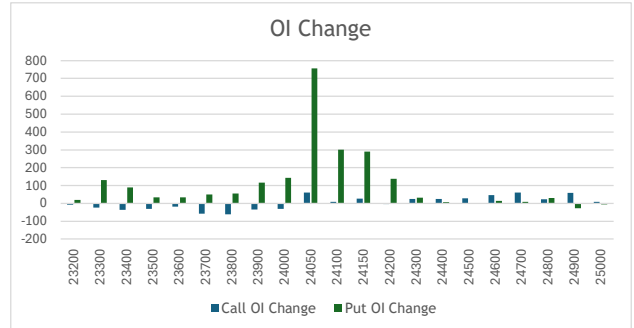
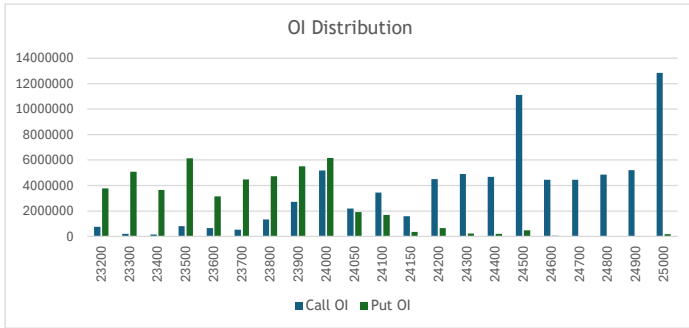
Long buildup			Short covering			Short buildup			Long unwinding		
Scripcode	Prc%	OI%	Scripcode	Prc%	OI%	Scripcode	Prc%	OI%	Scripcode	Prc%	OI%
ADANIENSOL	7.31	4.32	LODHA	4.61	-5.79	COALINDIA	-4.48	6.08	HCLTECH	-1.87	-1.82
SONACOMS	6.36	7.86	EXIDEIND	4.57	-0.44	SUNPHARMA	-3.79	2.74	TECHM	-1.37	-0.76
NAM-INDIA	5.65	17.15	ASHOKLEY	4.33	-5.86	COFORGE	-3.28	5.59	PERSISTENT	-0.80	-1.91
AMBER	4.77	0.03	MOTHERSON	4.31	-3.01	INFY	-3.00	3.85	PETRONET	-0.65	-1.28
SIEMENS	4.77	4.20	ASIANPAINT	4.12	-0.01	TCS	-2.92	7.65	DMART	-0.38	-1.40
CUMMINSIND	4.64	5.14	EICHERMOT	3.81	-0.40	MPHASIS	-2.43	0.10	OIL	-0.12	-3.84
HDFCAMC	4.02	1.11	ADANIGREEN	3.58	-4.15	LTM	-1.91	3.85	KPITTECH	-0.05	-1.71
GODFRYPHLP	3.56	64.19	BAJAJ-AUTO	3.27	-3.72	ONGC	-0.85	0.24	GLENMARK	-0.04	-0.20
POWERINDIA	3.52	4.12	BHARATFORG	3.17	-2.33	NAUKRI	-0.79	1.68			

# NIFTY Expiry Insights

CALL									PUT							
OI Advance			OI Decline			Most Active			OI Advance			OI Decline			Most Active	
Strike	OI	OI Chg	Strike	OI	OI Chg	Strike	Volume		Strike	OI	OI Chg	Strike	OI	OI Chg	Strike	Volume
24500	11110580	2452450	24000	5178225	-2316275	24000	7118810		23000	11980865	3888560	21000	3978260	-2554825	24000	5620926
24900	5199480	1936610	23800	1329835	-1999270	24100	3793209		24000	6165120	3625700	20100	2132260	-1136005	23900	3765671
24700	4458415	1687530	23900	2719470	-1423240	24200	3477763		23900	5514405	2959320	20500	1318590	-837265	23800	3109656
24600	4467060	1421485	25200	2719145	-1306630	24050	3079317		23300	5083195	2872480	21200	554645	-404235	23950	2889722
25000	12852515	1007630	23850	520130	-959920	23900	2826645		23950	3138005	2250365	20200	516945	-379990	23700	2112410

## Option Spectrum

Comments	Volume	Price	OI	OI%Chg	Price%	Strike	Price%	OI%Chg	OI	Price	Volume	Comments
Short Covering	6539	861.6	759590	-7.34	34.76	23200	-74.41	20.8	3776305	9.25	826873	Short Addition
Short Covering	5000	766.95	196170	-23.94	39.36	23300	-75	129.93	5083195	12.15	849477	Short Addition
Short Covering	12844	667.55	177190	-36.35	42.49	23400	-75.09	90.61	3655145	16.55	923780	Short Addition
Short Covering	73316	571.6	811200	-31.36	46.53	23500	-73.94	34.27	6145620	22.95	1948973	Short Addition
Short Covering	62053	480.6	645710	-18.86	51.25	23600	-73.17	33.25	3157050	31.1	1435110	Short Addition
Short Covering	238319	391.1	543660	-56.8	55.2	23700	-71.86	49.3	4485000	42.6	2112410	Short Addition
Short Covering	983085	307.95	1329835	-60.05	56.76	23800	-68.63	54.65	4739605	60.25	3109656	Short Addition
Short Covering	2826645	231.1	2719470	-34.36	56.89	23900	-65	115.82	5514405	84.8	3765671	Short Addition
Short Covering	7118810	168.45	5178225	-30.91	57.8	24000	-60.24	142.78	6165120	120.25	5620926	Short Addition
Long Addition	3079317	142	2213380	60.74	57.34	24050	-58.25	757.83	1915875	140.6	1570917	Short Addition
Long Addition	3793209	117.55	3436940	8.12	55.49	24100	-55.55	300.74	1687140	165.25	1216586	Short Addition
Long Addition	2007220	95.3	1603615	27.16	50.2	24150	-52.64	290.75	365235	193.1	268920	Short Addition
Short Covering	3477763	76.7	4503590	-3.37	48.21	24200	-49.8	138.23	650520	224.6	452778	Short Addition
Long Addition	2249233	48.25	4921280	25	34.4	24300	-43.96	32.23	227760	296.05	122935	Short Addition
Long Addition	1659669	29.85	4689945	25.99	23.35	24400	-38.63	6.76	195065	377	29648	Short Addition
Long Addition	2389184	19.4	11110580	28.33	13.78	24500	-33.98	1.34	490035	469.05	61274	Short Addition
Long Addition	1053729	12.1	4467060	46.67	2.98	24600	-30.72	14.04	64415	557.15	5043	Short Addition
Short Addition	831243	7.35	4458415	60.9	-11.45	24700	-27.57	9.82	19630	653.1	832	Short Addition
Short Addition	897073	4.7	4863755	23.58	-23.58	24800	-24.84	30.72	13000	750.95	691	Short Addition
Short Addition	604040	3.05	5199480	59.35	-29.89	24900	-22.99	-26.53	4680	843.9	222	Long Unwinding
Short Addition	1170269	2.55	12852515	8.51	-21.54	25000	-21.09	-5.78	179205	946.4	4075	Long Unwinding



## DISCLAIMERS & DISCLOSURES:

### CERTIFICATION

I, Tency N. Kurien, analyst of Geojit Investments Limited, hereby certify that all the views expressed in this research report reflect our personal views about any or all of the subject issuer or securities. This report has been prepared by the Research Team of Geojit Investments Limited.

The Research Analyst hereby declare that:

- i. It is duly registered with SEBI as a Research Analyst pursuant to the SEBI (Research Analysts) Regulations, 2014 and its registration details are: INH000019567
- ii. It has registration and qualifications required to render the services contemplated under the SEBI (Research Analysts) Regulations, 2014 ("RA Regulations"), and the same are valid and subsisting.
- iii. Research analyst services provided by it do not conflict with or violate any provision of law, rule or regulation, contract, or other instrument to which it is a party or to which any of its property is or may be subject;
- iv. The maximum fee that may be charged by Research Analyst is ₹1.51 lakhs per annum per family of client.
- v. The recommendations provided by Research Analyst do not provide any assurance of returns.

### COMPANY OVERVIEW

Geojit Investments Limited Corporate Identification Number (CIN): U66110KL2023PLC080586 and SEBI Registration Number - Research Entity: INH000019567, having its registered office at 7<sup>th</sup> Floor, 34/659 - P, Civil Line Road, Padivattom, Edappally, Ernakulam, Kerala, India, 682024 is an investment services company with memberships in National Stock Exchange (NSE), Bombay Stock Exchange (BSE), Multi Commodity Exchange (MCX) and National Commodity & Derivatives Exchange (NCDEX). GIL offers advanced trading and investing platforms, and in-depth research reports & recommendations on equities, commodities, currencies and bonds. As a depository participant of NSDL and CDSL, GIL offers comprehensive investment related services like de-materialization, transmission and, hassle free distribution of benefits from corporate actions. GIL as a SEBI registered Research Entity, prepares and shares research data and reports periodically with clients, investors, stake holders and general public in compliance with the Securities and Exchange Board of India Act, 1992, the Securities and Exchange Board Of India (Research Analysts) Regulations, 2014 and/or any other applicable directives, instructions or guidelines issued by the Regulators from time to time.

### DISTRIBUTION OF REPORTS

This document is not for public distribution and has been furnished to you solely for your information and must not be reproduced or redistributed to any other person. Geojit Investments Limited will not treat the recipients of this report as clients by virtue of their receiving this report.

### GENERAL REPRESENTATION

The research reports do not constitute an offer or solicitation for the purchase or sale of any financial instruments, inducements, promise, guarantee, warranty, or as an official confirmation of any transaction or contractual obligations of any kind. This report is provided for assistance only and is not intended to be and must not alone be taken as the basis for an investment decision. The information contained herein is from publicly available data or other sources believed to be reliable, but we do not represent that it is accurate or complete and it should not be relied on as such. We have also reviewed the research report for any untrue statements of material facts or any false or misleading information. While we endeavour to update on a reasonable basis the information discussed in this material, there may be regulatory, compliance, or other reasons that prevent us from doing so.

### RISK DISCLOSURE

Geojit Investments Limited and/or its Affiliates and its officers, directors and employees including the analyst/authors shall not be in any way held responsible for any loss or damage that may arise to any person from any inadvertent error in the information contained in this report. Investors may lose his/her entire investment under certain market conditions, so before acting on any advice or recommendation in this material, investors should consider whether it is suitable for their particular circumstances and, if necessary, seek professional advice. This report does not take into account the specific investment objectives, financial situation/circumstances and the particular needs of any specific person who may receive this document. The user assumes the entire risk of any use made of this information. Each recipient of this report should make such investigation as it deems necessary to arrive at an independent evaluation of an investment in the securities of companies referred to in this report (including the merits and risks involved). The price, volume and income of the investments referred to in this report may fluctuate and investors may realize losses that may exceed their original capital.

### TECHNICAL DISCLAIMER

We have prepared this report based on information believed to be reliable. The recommendations herein are based on 12-month horizon, unless otherwise specified. The investment ratings are on absolute positive/negative return basis. It is possible that due to volatile price fluctuation in the near to medium term, there could be a temporary mismatch to rating. For reasons of valuations/return/lack of clarity/event we may revisit rating at appropriate time. The stocks always carry the risk of being upgraded to buy or downgraded to a hold, reduce or sell. The opinions expressed are subject to change, but we have no obligation to tell our clients when our opinions or recommendations change. This report is non-inclusive and does not consider all the information that the recipients may consider material to investments. This report is issued by Geojit Investments Limited without any liability/undertaking/commitment on the part of itself or any of its entities. We may have issued or may issue on the companies covered herein, reports, recommendations or information which is contrary to those contained in this report. The securities described herein may not be eligible to all categories of investors. Reports based on technical analysis is focused on studying charts of a stock's price movement and trading volume, as opposed to focusing on a company's fundamentals and as such, may not match with a report on a company's fundamentals. We may have issued or may issue on the companies covered herein, reports, recommendations or information which is contrary to those contained in this report. Opinions expressed herein are our current opinions as of the date appearing on this report only. Geojit Investments Limited does not guarantee returns, profits, accuracy, or risk-free investments from the use of its research services. All opinions, projections, estimates in the reports are based on the analysis of available data under certain assumptions as of the date of preparation/publication of the report. Any investment made based on recommendations in the reports are subject to market risks, and recommendations do not provide any assurance of returns. There is no recourse to claim any losses incurred on the investments made based on the recommendations in the research report. Any reliance placed on the report provided by Geojit Investments Limited shall be as per the client's own judgement and assessment of the conclusions contained in the report. The SEBI registration, Enlistment with RAASB, and NISM certification do not guarantee the performance of the RA or assure any returns to the client.

### JURISDICTION

The securities described herein may not be eligible for sale in all jurisdictions or to all categories of investors. The countries in which the companies mentioned in this report are organized may have restrictions on investments, voting rights or dealings in securities by nationals of other countries. Distributing/taking/sending/dispatching/transmitting this document in certain foreign jurisdictions may be restricted by law, and persons into whose possession this document comes should inform themselves about and observe any such restrictions. Failure to comply with this restriction may constitute a violation of any foreign jurisdiction laws. Foreign currencies denominated securities are subject to fluctuations in exchange rates that could have an adverse effect on the value or price of or income derived from the investment. Investors in securities such as ADRs, the value of which are influenced by foreign currencies effectively assume currency risk.

## REGULATORY DISCLOSURES:

Geojit Investments Limited is a wholly owned subsidiary of Geojit Financial Services Limited. Group Companies / fellow subsidiaries of GIL are Geojit Financial Services Limited, Geojit Technologies Private Limited (Software Solutions provider), Geojit Credits Private Limited (NBFC Services provider), Geojit Fintech (P) Limited, Geojit IFSC Limited (a company incorporated under IFSC regulations), Qurum Business Group Geojit Securities LLC. (a joint venture of holding company in Oman engaged in financial services) Barjeel Geojit Financial Services LLC (a joint venture of holding company in UAE engaged in financial services) BBK Geojit Business Consultancy and Information KSC (C) (a fellow subsidiary in Kuwait engaged in financial services) and Aloula Geojit Capital Company (a joint venture in Saudi Arabia under liquidation. In the context of the SEBI Regulations on Research Analysts (2014), Geojit Investments Limited affirms that we are a SEBI registered Research Entity and in the course of our business as a stock market intermediary, we issue research reports /research analysis etc that are prepared by our Research Analysts. We also affirm and undertake that no disciplinary action has been taken against us or our Analysts in connection with our business activities.

In compliance with the above-mentioned SEBI Regulations, the following additional disclosures are also provided which may be considered by the reader before making an investment decision:

### 1. Disclosures regarding Ownership\*:

Geojit Investments Limited confirms that:

(i) Geojit Investments Limited /its associates do not have financial interest in relation to the subject company (ies) covered herein/ has no other material conflict in relation to subject company, at the time of publication of the research report.

It/its associates have no actual beneficial ownership greater than 1% or more in relation to the subject company (ies) covered herein, at the end of the month immediately preceding the date of publication of the research report

Further, the Analyst confirms that:

(i) he, his associates and his relatives shall take reasonable care to ensure that they do not have stock holding in the securities covered herein, nor have any other financial interest, or other material conflict in the same, at the time of publication of the research report.

(ii) he, his associates and his relatives have no actual/beneficial ownership greater than 1% or more in the subject company covered, at the end of the month immediately preceding the date of publication of the research report

### 2. Disclosures regarding Compensation:

During the past 12 months, Geojit Investments Limited or its Associates:

(a) Have not received any compensation from the subject company; (b) Have not managed or co-managed public offering of securities for the subject company (c) Have not received any compensation for investment banking or merchant banking or brokerage services from the subject company (d) Have not received any compensation for products or services, other than investment banking or merchant banking or brokerage services from the subject company. (e) Have not received any compensation or other benefits from the subject company or third party in connection with the research report (f) The subject company is / was not a client during twelve months preceding the date of distribution of the research report, unless notified.

### 3. Disclosure by Geojit Investments Limited regarding the compensation paid to its Research Analyst:

Geojit Investments Limited hereby confirms that no part of the compensation paid to the persons employed by it as Research Analysts is based on any specific brokerage services or transactions pertaining to trading in securities of companies contained in the Research Reports.

### 4. Disclosure regarding the Research Analyst's connection with the subject company:

It is affirmed that, I, Tency N. Kurien, research analyst of Geojit Investments Limited have not served as an officer, director or employee of the subject company.

### 5. Disclosure regarding Market Making activity:

Neither Geojit Investments Limited /its Analysts have engaged in market making activities for the subject company.

### 6. Disclosure regarding conflict of interests

Geojit Investments Limited shall abide by the applicable regulations/ circulars/ directions specified by SEBI and Research Analyst Administration and Supervisory Body (RAASB) from time to time in relation to disclosure and mitigation of any actual or potential conflict of interest. Geojit Investments Limited will endeavour to promptly inform the client of any conflict of interest that may affect the services being rendered to the client.

Please ensure that you have read the "Risk Disclosure Documents for Capital Market and Derivatives Segments" as prescribed by the Securities and Exchange Board of India before investing.

7. Neither Geojit Investments Limited nor its Analysts have utilized any AI tools in the preparation of the research reports.

## **GRIEVANCE REDRESSAL**

Compliance Officer

Ms. Indu K.

Geojit Investments Ltd

7th Floor, 34/659-P, Civil Line Road,

Padivattom, Edapally, Ernakulam,

682024

Kerala, India

Tele: 0484 -400 1367/ 641 1367

Email: [compliance@geojit.com](mailto:compliance@geojit.com)

Grievance Officer

Mr Nitin K

Geojit Investments Ltd

7th Floor, 34/659-P, Civil Line Road,

Padivattom, Edapally, Ernakulam,

682024

Kerala, India

Tele: 0484- 400 1363/ 641 1363

Email : [grievances@geojit.com](mailto:grievances@geojit.com)

## **STANDARD WARNING**

Investment in securities market are subject to market risks. Read all the related documents carefully before investing.